

General

Product Type	Constant Voltage Driver
Wire Strip Length	5mm
Wire Type	2.5mm2

Electronics

Input Voltage	12 ~ 24V DC
Output Voltage	12 ~ 24 V DC
Output Current (mA) max/output	6000
Output Current Max. (A)	6
Output Power (W)	72W @ 12V, 144W @ 24V
Power Supply	N/A

Lighting

Color Range	Single Color
-------------	--------------

Control

Output Signal	PWM-CV
Control	DALI
Dimming Range	0~100%
Number of Channels	1

Protection

Reverse Polarity	Yes
LED Output Short	Yes
Overload	Yes
Restart after Protection	Yes

Environmental

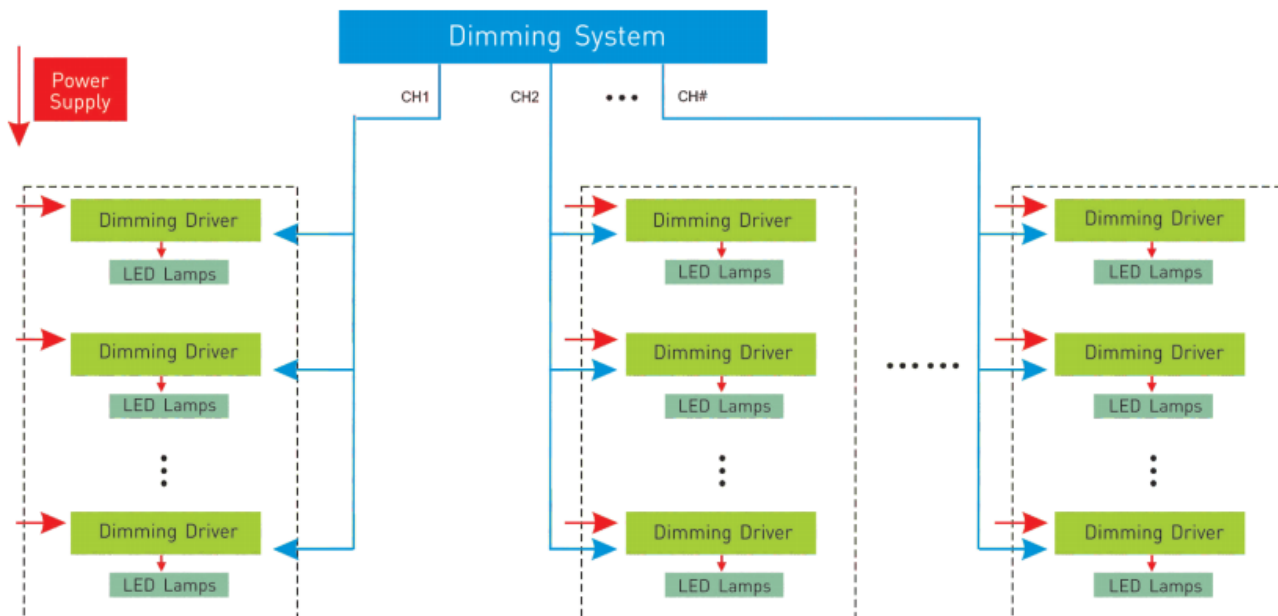
Operating Temperature	-30 ~ +55 °C
Ingress Protection	IP20

Disclaimer

Due to the technical evolution and improvement of our products, the data provided in this document may be updated on a regular basis, and as such, confirmation of this information is strongly recommended prior to the order process. InventDesign is not responsible for any discrepancies in this document following changes in our products. We reserve the right to make changes to our products and to change information, at its sole discretion, without notice.

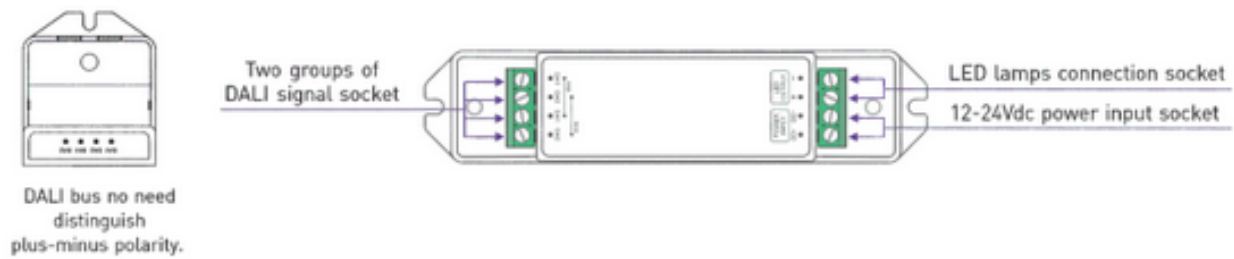
Wiring Diagrams

System Connection Diagram:



Disclaimer

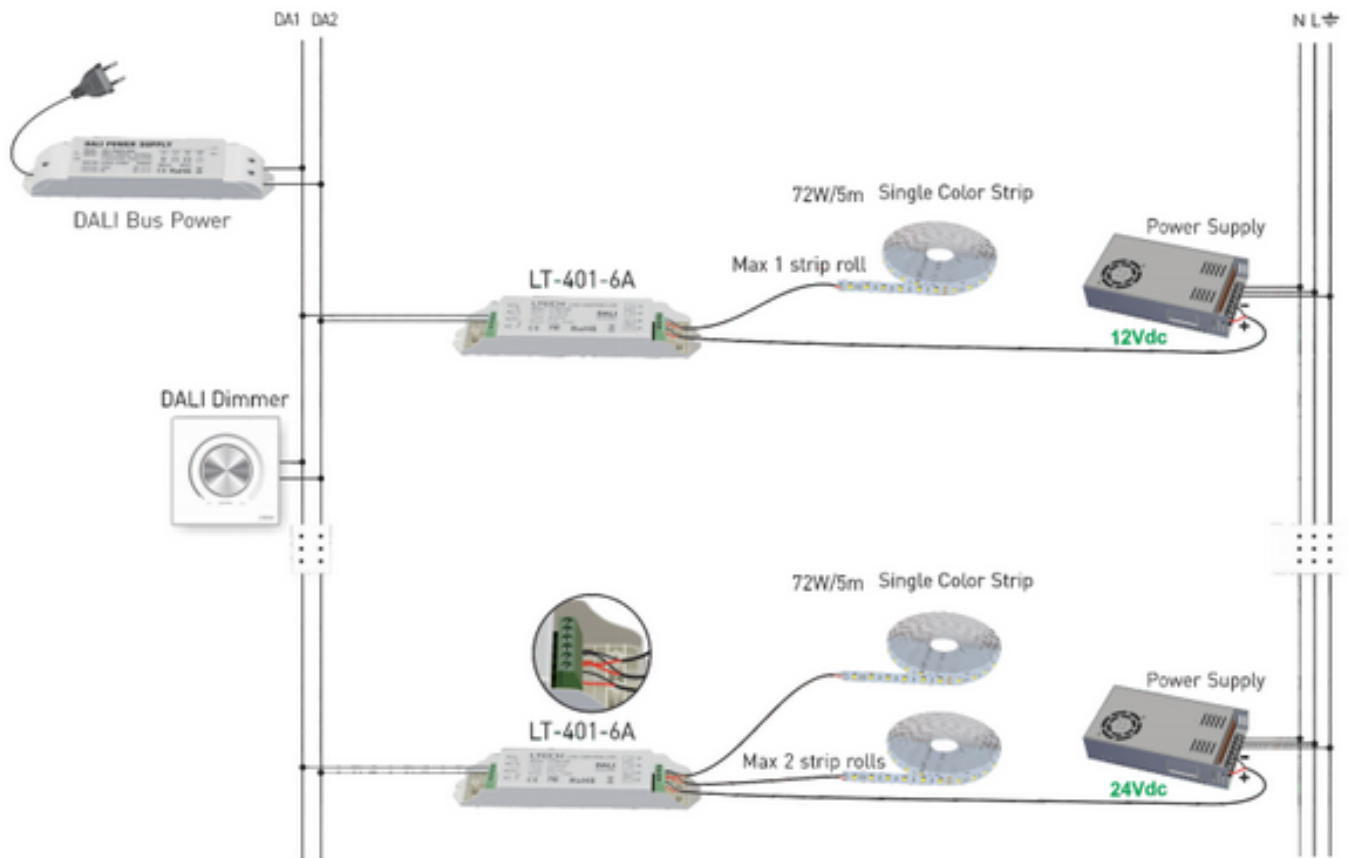
Due to the technical evolution and improvement of our products, the data provided in this document may be updated on a regular basis, and as such, confirmation of this information is strongly recommended prior to the order process. InventDesign is not responsible for any discrepancies in this document following changes in our products. We reserve the right to make changes to our products and to change information, at its sole discretion, without notice.



Disclaimer

Due to the technical evolution and improvement of our products, the data provided in this document may be updated on a regular basis, and as such, confirmation of this information is strongly recommended prior to the order process. InventDesign is not responsible for any discrepancies in this document following changes in our products. We reserve the right to make changes to our products and to change information, at its sole discretion, without notice.

12V lamp connected, loads 0-72W[12V]. 24V lamp connected, loads 0-144W[24V].



Disclaimer

Due to the technical evolution and improvement of our products, the data provided in this document may be updated on a regular basis, and as such, confirmation of this information is strongly recommended prior to the order process. InventDesign is not responsible for any discrepancies in this document following changes in our products. We reserve the right to make changes to our products and to change information, at its sole discretion, without notice.